



  
**WHAKA 100**

SINCE ★ 2007

**CAMELBAK®**

**RACE GUIDE**



# SUCH A **LIGHTWEIGHT**



GOT YOUR  
**BAK**  
LIFETIME  
GUARANTEE

**NEW**  
**CHASE™ BIKE VEST**

- FRONT HARNESS POCKETS
- 3-D VENT MESH
- ADJUSTABLE DUAL STERNUM STRAPS
- 1.5 LITER CRUX™ RESERVOIR
- STRETCH OVERFLOW POCKETS
- QUICK STOW™ COMPATIBLE



BACK VIEW



BURNT OLIVE / LIME PUNCH  
BLACK

# INDEX

Schedule	1.0
Event Village	2.0
Travel & Safety	3.0
Bag Drop Service	4.0
Wrist Bands	5.0
Number Plates	6.0
Timing & Results	7.0
Seeding	8.0
Prize Giving	9.0
Medical Support	10.0
Mechanical Support	11.0
100km Aid Station	12.0
100km Team Shuttle	13.0
Start Procedure	14.0
Course Marking	15.0
Unable To Finish - DNF	16.0
Rubbish	17.0
Ride Fair - Passing rule	18.0





# SCHEDULE

These are the key timings for the Whaka100 weekend.



## SATURDAY 20 OCTOBER - Waipa MTB Carpark

11pm- 5:00pm Registration Pick up

1pm – 5:00pm Whaka Shootout TT

DJ on the main stage

Spot Prizes, awarded at random as riders cross the line

## SUNDAY 21 OCTOBER - Waipa MTB Carpark

6am- 7:00am Late registration, 100km riders only

7am- 8:00am Late registration, all riders only

8am Whaka 100km Official Start

9am Whaka 50km Start

9:25am Whaka 25km Start

9:45am Whaka Kids 5.5km start

9:52am Women's 10km start

12:30pm Live DJ on the main stage

Prize giving on the main stage

3pm 25km Age group medals

3:30pm 50km Age group medals

4pm 100km Age group medals and awards


4:15pm Major Spot prizes

7pm Course cut off



### ID Requirement

All participants will be asked to confirm their identity at registration pickup, photo ID must be provided unless arranged with the Race Director prior to the event



**CROUCHER**



**LIFE IS SHORT.  
BEER IS  
AWESOME.**

[croucherbrewing.co.nz](http://croucherbrewing.co.nz)

2.0

## EVENT VILLAGE

**The event village is located on the grass reserve at the Waipa Mountain Bike Carpark**

In and around the event village you will find:

- Registration
- Medical
- Bike washing area
- Hot Public Showers & Toilets
- Water Source
- Exhibitors & Vendors
  - OCD Coffee
  - Dee Jays Gourmet Burgers
  - Mountain Bike Rotorua Cafe
  - Camelbak
  - Giant
  - Isuzu
  - Ride Mechanic
  - Cruz Roof Racks
  - VeloFit
  - New Zealand Sotheby's International Realty
  - Dee Jays Gourmet Burgers
  - Crocuher Brewing







## THE ONLY TIRES IN THE WORLD USING #4COMPOUNDS

Exclusively developed by Vittoria, 4C is an extrusion process using up to 4 different compounds in the same tread. The 4C process offers unmatched versatility, by allowing for different base and surface compounds, in both the centre and side areas of the tread.

Vittoria 4C provides the tire with better performance, grip and longevity, in all conditions.

**#VittoriaTires #NoCompromise**



Proudly distributed by Cycle Sport NZ Ltd

OFFICIAL TIRE SPONSOR OF

---



## TRAVEL & SAFETY

**Travel safe and take your time on the roads, there will be a lot of traffic in and out of Rotorua**

Rotorua is located just over a 2.5 hour drive from Auckland or 6 hours from Wellington. If you are still planning your time in Rotorua, check out this website for everything [Rotoruanz.com](http://Rotoruanz.com)

If you're from overseas, New Zealand roads are probably different to what you're used to. Distances may seem short on paper, but our roads can be narrower than you're use to, cover hilly terrain, and vary from motorways to unsealed gravel roads. Check out [this link](#) to learn more about driving in New Zealand.

If this is your first time in Rotorua, get ready for a geo thermal experience and remember that smell in the car isn't your passengers, it's just the thermal vents and sulphur.

We encourage you to lock you bikes at all times, do not give bike thieves the opportunity to ride off into the sunset on your pride and joy. If you're leaving your bike on your vehicle, make sure it is locked!

We recommened getting out around the city and checking things out while you are here.





# 4WD

## D-MAX LEASE

---

**\$110+GST  
PER WEEK\***



4.0

## DROP BAG SERVICE

100KM Riders only- You must deliver your drop bag to the event centre during registration times. Ensure your bag label from your registration pack is securely fasten around the top handle of the bag.

### CONDITIONS OF DROP BAGS

- You will be provided a bag tag to label your bag (see below)
- Plastic bags are NOT accepted, try to use you race bag provided
- Your bag must zip up or seal in some fashion
- We are not responsible for any damage to the bag or contents; please do not store fragile items.
- You must collect your bag after the event between 3-5pm before you leave the event area.
- Any remaining gear will be taken back to our event warehouse until the 24th of October, and if not collected by this time, will be donated to Charity.



5.0

## WRIST BANDS

The wrist bands is part of the entry integrity process and must be worn from the point you collect your registration and this is also your ticket to receive your free beers after the race. Any bands that have been tampered with may result in a disqualification from the event. Random check will be made at the start line.



6.0

## NUMBER PLATES

Your number plate will be provided to you with 3 cable ties. Please affix the number plate in the most vertical position possible. Do not cover or cut through the number!





# IMAGINE

A World of Extraordinary Properties

---



*Now established in Rotorua and the Lakes District, our team welcome your call.  
To achieve your property aspirations, contact New Zealand Sotheby's International Realty.*

New Zealand | **Sotheby's**  
INTERNATIONAL REALTY

1231 Ranolf Street, Rotorua

P. +64 7 346 0050

[nzsothebysrealty.com](http://nzsothebysrealty.com) | [sothebysrealty.com](http://sothebysrealty.com)

7.0

## TIMING & RESULTS

**100km & 50km Timing Chips** – The timing chip is supplied to you on registration pick up, the timing chip is to be placed around the left ankle for all events.

**5.5, 10, 25km Timing Chips** – The timing chip is glued to the back of your number plate, no need to return it after the event

**Course Timing** - To ensure the integrity of results there will be 15 timing splits on the courses. The times are based on a gun start and concluded when you cross under the finish gantry back at the event base.

**Provisional Results**- A printed copy of provisional results will be posted on the information board at 2:30pm. In the unlikely event that there is a timing anomaly, you will have 10 minutes to lodge your issues at the registration office. At 2:50pm all podium results are final.

8.0

## SEEDING

If you're not racing to win your age group, feel free to skip this section. The seeding for the Whaka100, 50 & 25km is ONLY taken from the Rotorua Isuzu Shootout time trail, no exceptions. Please check out the latest seeding details <https://whaka100.co.nz/whaka-tt.html> PLEASE NOTE YOU WILL BE EMAILED A START TIMED ON THE 15/10/2018.



9.0

## PRIZE GIVING

Medals are only awarded at prize giving, you will need to make every effort to be at the prize giving as the podium medals will NOT be issued at any other time. Spot prizes are also done at this time.


Finishers medals for those who are eligible will be awarded as you cross the finish line.

10.0

## MEDICAL SUPPORT

We have a team of medical support staff in the event village and out on course. We recommend that you carry your mobile phone to contact the organizers if you are in need of help or come across an incident. The phone number to call in a medical event is +64 210 299 4907.





ROOF RACKS AND ACCESSORIES



**EVENT SPECIAL**

**25% OFF RRP ROOF RACKS, BIKE  
CARRIERS AND ALL CRUZ PRODUCTS**

**SHIPPED FREE ANYWHERE IN NZ!**

11.0

## MECHANICAL SUPPORT

We will have two mechanics, one mobile following the 100km event but will be able to service the 50 & 25km events. Their role is to keep you moving NOT rebuild your bike, they will carry a range of emergency parts such as chain links and chains, and they may be able to provide other parts depending on your brand. If you have a mechanical, keep moving forward to a marshal, they will radio for mechanic... There is no guaranteed time on how long it will take to get to you.

**PLEASE NOTE** – 100KM NO mechanical support between 40-48km, there is a mechanic based at 48 & 50km

12.0



## 100KM AID STATION

100KM riders only- The Clif Bar aid station is located at the 50km mark. The aid station self-service is loaded with Clif product, Nuun Hydration, water, bananas and jet planes.

This will also be the location of your drop bags, there is no public access via vehicle to this location, supporters will need to drive, park up and walk in.

See here, <http://whaka100.co.nz/spectator-guide.html> Map 5

Water can also be located at 20, 80, 83km marker, just look for the Camelbak flag.

13.0

## 100KM TEAM SHUTTLES

Team riders for leg 2 and leg 4 will be provided shuttle transport to the change over locations, leg three change over will need to make the short ride from the event base.

**The nominated riders for these legs must assemble in front of the stage at the times listed below:**

TC2 riders: 8:15am leaving at 08:45am

TC3 riders: 9:30am leaving at 10:00am

**Picks ups for the following legs will be conducted in the team change over area.**

TC 2 pick ups: 10:45am leaving at 11:15am

TC3 pick ups: 12:00 leaving at 12:15pm\*

\* There are other shuttles, but there maybe small delays







facebook.com/GiantBicyclesNewZealand



Instagram: instagram.com/giantbikesnz

© 2018 GIANT BICYCLE CO. Photo: Jake Ormess

# PURE XC SPEED

Lighter, smoother and more stable in technical terrain, this firebreathing XC machine is for those who attack singletrack like every ride is a race. The frame features new 29er XC geometry and next generation Maestro Suspension technology, so you can climb quicker, descend faster and do it all with absolute confidence and control. Learn more at [giant-bicycles.com/nz/anthem29](http://giant-bicycles.com/nz/anthem29)



**GIANT®**



Summer. Delight. Sparkles.  
*Worlds Colliding.*



At last. The perfect combination of great wine and great value.

# Hāhā

WINE of NEW ZEALAND

[hahawine.co.nz](http://hahawine.co.nz)



14.0

## START PROCEDURE

### PRE START ASSEMBLING

At your specified race start time, seeded riders are to make their way to the seeded rider waiting area. The remaining riders are to self-assemble in the starting corral in a position you feel comfortable at, please note there are no waves- just a mass start. Seeded riders will then be invited in by the row they are starting on.

#### 100KM CALL UP

7:45am all riders  
7:50am Seeded Riders  
7:52am Briefing  
7:59am 1 minute warning

#### 50KM CALL UP

8:45am all riders  
8:50am Seeded Riders  
8:52am Briefing  
8:59am 1 minute warning

#### 25KM CALL UP

9:15am all riders  
9:18am Seeded Riders  
9:20am Briefing  
9:24am 1 minute warning

**SEEDER  
RIDER  
ENTRY**

WHAKA 100

### GUN START

All events will start on the sound of a gun. The announcer will give you a 1 minute warning, followed by a 30 second, followed by starting on the gun at 15 seconds.

### START LOOP

The start loop is 2km four wheel drive track with a tight left hand turn after 200 metres. As you enter the single track there will be a tight hair pin turn.

15.0

## COURSE MARKING

It is your responsibility as the rider to ensure you stay on course, the course is well marked, so if you make a wrong turn please go back and rejoin the course, please take note of these signs below that are used to mark the course.



Mile markers, they are for the 100km distance. From the 5km to go marker, this will apply to all distances



The wrong way signs are placed 5 metres on the incorrect trail at single track junction.




There is a change in trail surface ahead that requires attention



Keep left of the cones



The easy section of trail at a junction



Advanced riders only, take the B LINE route if you are unsure

# GIVE WAY TO VEHICLES

WHAKA 100

100KM riders, you must  
give way when crossing the  
tar sealed roadways

# DROP BAGS 1- 50

WHAKA 100

100KM Riders Only – your  
drop bag will be laid out in  
section matching your race  
number



100KM COURSE  
ORANGE



50KM COURSE  
Blue



25KM COURSE  
White



KIDS COURSE  
Green



KIDS COURSE  
Green



Left Turn



Right Turn



Straight Ahead



Course Split





16.0

## UNABLE TO FINISH - DNF

If you are unable to finish the event for any reason, please report to the next marshal and inform them, they will ask for your race number and reason for the DNF. Most areas can arrange a pick up with a vehicle, however at times there may be a long wait. Once you arrive back at the event base you MUST report to the Registration Centre and hand back your timing chip.

17.0

## RUBBISH

A rider may only drop rubbish at the feet of where a marshal is standing or at the aid station. We don't not make any apologies for riders caught dropping rubbish in unauthorised location, you will be simply disqualified.

18.0

## RIDE FAIR -PASSING RULES

The front rider (slower) must yield to riders (faster) approaching from behind. Riders (slower) being passed must move over as quickly, efficiently, and as safely as possible.

1. The approaching (faster) rider should voice the command "rider on you left" or "rider on your right" at least 5-10 metres from catching the (slower) rider.
2. (slower) riders must yield to the (faster) rider on the first command unless it is unsafe to do so, the slower rider must yield as soon as it is safe.
3. It is entirely the responsibility of passing riders to overtake safely.
4. In the event two riders are vying for position, the leading rider DOES NOT have to yield his position to the challenging rider.
5. No rider may not bodily (blocking) interfere with the intent to impede another rider's progress.



# EVO

NZ'S BIGGEST RANGE OF BIKES

ROTORUA  
GRAND OPENING  
27<sup>TH</sup> OCTOBER

1081 Amohau St,  
Rotorua

 **GIANT**



**TREK**

**CAMELBAK**

  
SEALSKINZ

 **vittoria**

**LEZYNE**



UP TO 48 MONTHS INTEREST FREE\*

STORES NZ WIDE | BRITOMART | PUKEKOHE | ELLERSLIE | NORTH SHORE | LOWER HUTT  
CHRISTCHURCH | HAMILTON | TAURANGA | ROTORUA | CAMBRIDGE | TE AWAMUTU

FREE DELIVERY\* | FREE CLICK & COLLECT



| [www.evocycles.co.nz](http://www.evocycles.co.nz)

\*TERMS & CONDITIONS APPLY



INTRODUCING

# CLIF® NUT BUTTER FILLED

A delicious, creamy nut butter center tucked inside an organic energy bar.



- Category-leading innovation:  
First energy bar with a nut butter center
- Certified Organic
- 6-7g of protein

